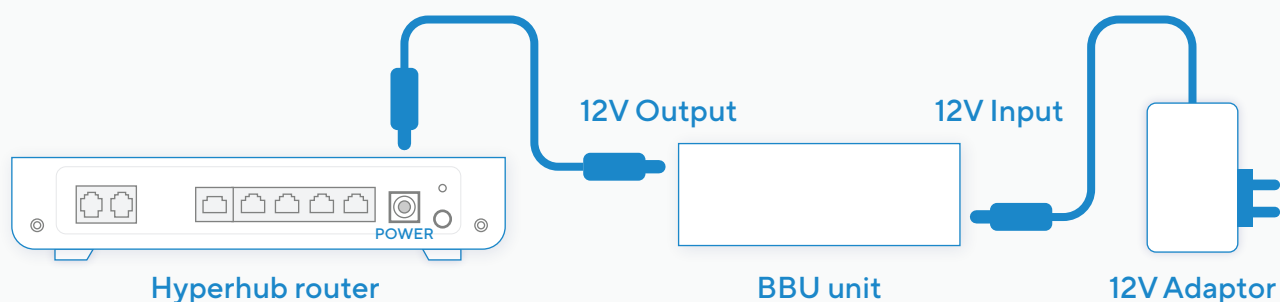


Your battery back-up unit (BBU)

A BBU will provide an alternative supply of power to your router (or, if applicable, your fibre converter) for at least one hour during a power failure, allowing you to make calls to emergency organisations during that period*. Each BBU should only be connected to one device.

Please make sure your BBU is fully charged so it's ready to go should you need to use it.





Setting up your BBU



- 1 Once your Hyperhub router is connected, connect the BBU to mains power using the Hyperhub power supply by connecting it to the BBU 'IN' socket.
- 2 Connect the BBU 'OUT' socket to the Hyperhub router power socket using the supplied power cable.
- 3 Switch on the BBU and mains power. The AC Power and Charging lights will turn on.
- 4 If there is power loss, the Standby Battery Power light should turn on and provide power to your Hyperhub router.
- 5 Remember to fully charge the BBU. The Low Power light will turn on if the BBU does not have enough charge when turned on. Please check and keep it charged at least every 3 months.

*Please bear in mind that, if you're using the additional power supplied by your BBU for things other than calls made via your internet service (for example, for streaming, downloading, gaming etc.), then this may shorten the amount of time you'll have available to make calls to less than one hour.

What the lights on your BBU means

LED when BBU is switched on	What it means
 BBU Charging	Red – BBU is charging Off – BBU is fully charged or not charging
 Standby Battery Power	Blue – BBU is providing power to the Hyperhub Off – BBU is not providing power
 AC Power	Blue – BBU is connected to mains AC power Off – mains AC power is cut
 Low Power	Red – BBU has low battery. Please recharge Off – BBU has sufficient charge

Storage instructions

- Please make sure the BBU is fully recharged before storing away
- Please be sure to recharge your BBU every 3 months
- Please store at temperature between 0-45°C
- Please do not leave for longer than 6 months without recharging

Important safety instructions



- BBU should be kept indoors, far away from sources of heat and/or direct sunlight (e.g. radiators, oven hobs etc.).
- BBU should be kept on a flat surface, clear of clutter (e.g. a desk or cabinet, ensuring that there is adequate air circulation around the device. Please do not place the device on soft fabric, furniture or items that limit the air circulation (e.g. carpet or rugs, inside cupboards, on/behind sofas etc.).
- BBU should be kept away from liquids and damp areas. It's very important to keep your devices dry, without the possibility of liquid spilling onto or into them.
- Please do not use flammable substances on or around your devices and keep them away from any potentially flammable atmospheres, such as a garage or a workshop.
- Please ensure that all cables are not twisted, pulled or wrapped tightly.
- Clean BBU with a soft, dry cloth only. Never use liquids or solvents.
- Please only use the power supply included with your Hyperhub router to charge the BBU.
- BBU should only be connected to devices specified to operate on a 12V 3A power source.

Need help?

For any questions,
please get in touch.



Call

0333 332 1111



Email

support@hyperoptic.com